

# Q.PRO-G4.1 260-270

## POLYCRYSTALLINE SOLAR MODULE

The new Q.PRO-G4.1 is the result of the continued evolution of our Q.PRO family. Thanks to improved power yield, excellent reliability, and high-level operational safety, the new Q.PRO-G4.1 generates electricity at a low cost (LCOE) and is suitable for a wide range of applications.



### LOW LEVELIZED COST OF ELECTRICITY

Higher yield per surface area and lower BOS costs thanks to higher power classes and an efficiency rate of up to 16.5%.



### INNOVATIVE ALL-WEATHER TECHNOLOGY

Optimal yields, whatever the weather with excellent low-light and temperature behaviour.



### ENDURING HIGH PERFORMANCE

Long-term yield security with Anti PID Technology<sup>1</sup>, Hot-Spot Protect and Traceable Quality Tra.Q™.



### LIGHT-WEIGHT QUALITY FRAME

High-tech aluminium alloy frame, certified for high snow (5400 Pa) and wind loads (4000 Pa).



### MAXIMUM COST REDUCTIONS

Up to 10% lower logistics costs due to higher module capacity per box.



### A RELIABLE INVESTMENT

Inclusive 12-year product warranty and 25-year linear performance guarantee<sup>2</sup>.



### THE IDEAL SOLUTION FOR:



Rooftop arrays on residential buildings



Rooftop arrays on commercial/industrial buildings



Ground-mounted solar power plants

Engineered in **Germany**

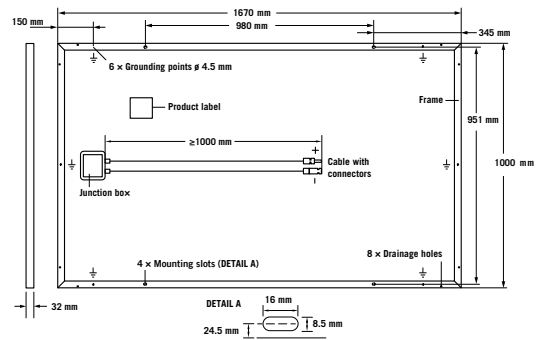
**Q CELLS**

<sup>1</sup> APT test conditions: Cells at -1500V against grounded, with conductive metal foil covered module surface, 25 °C, 168h

<sup>2</sup> See data sheet on rear for further information.

## MECHANICAL SPECIFICATION

<b>Format</b>	1670 mm × 1000 mm × 32 mm (including frame)
<b>Weight</b>	18.8 kg
<b>Front Cover</b>	3.2 mm thermally pre-stressed glass with anti-reflection technology
<b>Back Cover</b>	Composite film
<b>Frame</b>	Anodised aluminium
<b>Cell</b>	6 × 10 polycrystalline solar cells
<b>Junction Box</b>	104 mm × 58 mm × 19 mm Protection class IP67, with bypass diodes
<b>Cable</b>	4 mm <sup>2</sup> Solar cable; (+) ≥ 1000 mm, (-) ≥ 1000 mm
<b>Connector</b>	Tonglin TL-Cable01S, IP67

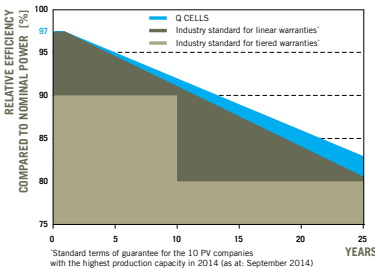


## ELECTRICAL CHARACTERISTICS

POWER CLASS			260	265	270
MINIMUM PERFORMANCE AT STANDARD TEST CONDITIONS, STC <sup>1</sup> (POWER TOLERANCE +5 W /- 0 W)					
Minimum	Power at MPP <sup>2</sup>	$P_{MPP}$ [W]	260	265	270
	Short Circuit Current*	$I_{SC}$ [A]	9.15	9.23	9.31
	Open Circuit Voltage*	$V_{OC}$ [V]	37.77	38.01	38.24
	Current at MPP*	$I_{MPP}$ [A]	8.53	8.62	8.70
	Voltage at MPP*	$V_{MPP}$ [V]	30.46	30.75	31.02
	Efficiency <sup>2</sup>	$\eta$ [%]	≥15.6	≥15.9	≥16.2
MINIMUM PERFORMANCE AT NORMAL OPERATING CONDITIONS, NOC <sup>3</sup>					
Minimum	Power at MPP <sup>2</sup>	$P_{MPP}$ [W]	192.0	195.7	199.4
	Short Circuit Current*	$I_{SC}$ [A]	7.38	7.44	7.51
	Open Circuit Voltage*	$V_{OC}$ [V]	35.16	35.38	35.60
	Current at MPP*	$I_{MPP}$ [A]	6.68	6.75	6.81
	Voltage at MPP*	$V_{MPP}$ [V]	28.75	29.01	29.27

<sup>1</sup>1000 W/m<sup>2</sup>, 25 °C, spectrum AM 1.5 G    <sup>2</sup>Measurement tolerances STC ±3%; NOC ±5%    <sup>3</sup>800 W/m<sup>2</sup>, NOCT, spectrum AM 1.5 G    \* typical values, actual values may differ

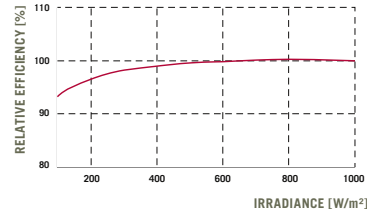
## Q CELLS PERFORMANCE WARRANTY



At least 97 % of nominal power during first year. Thereafter max. 0.6 % degradation per year.  
At least 92 % of nominal power after 10 years.  
At least 83 % of nominal power after 25 years.

All data within measurement tolerances. Full warranties in accordance with the warranty terms of the Q CELLS sales organisation of your respective country.

## PERFORMANCE AT LOW IRRADIANCE



Typical module performance under low irradiance conditions in comparison to STC conditions (25 °C, 1000 W/m<sup>2</sup>).

## TEMPERATURE COEFFICIENTS

<b>Temperature Coefficient of <math>I_{SC}</math></b>	$\alpha$ [%/K]	+0.04	<b>Temperature Coefficient of <math>V_{OC}</math></b>	$\beta$ [%/K]	-0.30
<b>Temperature Coefficient of <math>P_{MPP}</math></b>	$\gamma$ [%/K]	-0.41	<b>Normal Operating Cell Temperature</b>	<b>NOCT</b> [°C]	45

## PROPERTIES FOR SYSTEM DESIGN

<b>Maximum System Voltage</b>	$V_{SYS}$ [V]	1000	<b>Safety Class</b>	II
<b>Maximum Reverse Current</b>	$I_r$ [A]	20	<b>Fire Rating</b>	C
<b>Wind/Snow Load (in accordance with IEC 61215)</b>	[Pa]	4000/5400	<b>Permitted Module Temperature On Continuous Duty</b>	-40 °C up to +85 °C

## QUALIFICATIONS AND CERTIFICATES

IEC 61215 (Ed. 2); IEC 61730 (Ed. 1), Application class A  
This data sheet complies with DIN EN 50380.



## PARTNER

**NOTE:** Installation instructions must be followed. See the installation and operating manual or contact our technical service department for further information on approved installation and use of this product.

Hanwha Q CELLS Australia Pty Ltd  
1402, 20 Berry St., North Sydney NSW 2060, Australia | TEL +61 (0) 29016 3033 | FAX +61 (0) 29016 3032 | EMAIL q-cells-australia@q-cells.com | WEB www.q-cells.com.au

Engineered in Germany

